

DECORATIVE **LUMINAIRES**

HIGH PERFORMANCE
OUTDOOR FIXTURES



King
Luminaire

StressCrete® GROUP



We are a family business focused on creating opportunities for our employees and improving the communities we serve. We are building the foundation of enhanced, more livable cities.

StressCrete Group services multiple market segments, including Municipal, Department of Transportation, Transmission & Distribution, Sports Lighting, and more, through four divisions: StressCrete, King Luminaire, KingCast, and Spartan Sports Lighting.

Established in 1953, StressCrete is the oldest and most experienced manufacturer of spun concrete poles in North America operating from three facilities strategically located in Alabama, Kansas, and Ontario. From here, we serve customers across the continent with the broadest, most diverse range of made-to-order pre-stressed spun concrete poles.

King Luminaire produces a comprehensive assortment of high-performance outdoor luminaires, metal poles, pole arms, bollards, and site amenities. With an array of state-of-the-art LED technology, the most advanced technical knowledge available, plus state-of-the-art equipment, we aim to manufacture the highest quality product possible. With plants in Ohio and Ontario, King Luminaire is a North American leader in the outdoor lighting industry.

KingCast designs and produces zinc and aluminum permanent cast products, as well as expanding our reach to outside industries, such as transportation, energy, utility, and many others. Located in Ontario, KingCast provides a seamless flow from initial design and tooling, to cast products and powder coat finishing in-house with end-to-end machining.

Spartan Sports Lighting provides a complete turnkey solution for any application regardless of field type, size, level of play, or existing site amenities. Manufactured in the United States and easy to install, Spartan Sports Lighting is the high-performance solution you will be proud to put on the field.

At StressCrete Group, we provide every customer with the highest quality innovative products and work as a team to create and maintain life-long customers through world class service. Our goal is to offer our customers the highest level of service and technical support possible.

KING LUMINAIRE

King Luminaire, a division of StressCrete Group, proudly manufactures a comprehensive assortment of high-performance outdoor lighting products. Our entire production process — custom LED arrays, CNC machining, acrylic, glass and polycarbonate globes, powder coating, and a 3rd-party NVLAP certified lab — are located in-house in our Ohio facility, making it easy for us to meet a vast range of lighting design requirements in a pinch. With in-house engineering, a dedicated Research & Development Department, and a strong commitment to innovation, we consistently push the boundaries of outdoor lighting technology.

Crafted using cutting-edge technology, King Luminaire products are tailored to meet the unique requirements of any project. We offer a variety of decorative luminaires in both LED and HID lighting options, with LED solutions available in five different optical systems. These systems deliver exceptional light quality, extended lifespan, energy efficiency, durability, and control compatibility, enabling energy savings of 50-70% and reducing maintenance costs.

When combined with King Luminaire's selection of decorative arms and steel and aluminum poles and StressCrete's decorative concrete poles, King Luminaire's diverse product range has cemented our position as a leader in the North American outdoor lighting market.



Pictured: King Luminaire Plant, Jefferson, Ohio





CONTENTS

About Us

StressCrete Group	i
King Luminaire	ii

Post Top

Features & Configurations

LED Engines	3
Dark Sky Friendly	5
Finials	6
Capitals	7
Foliums	8
Powder Coating	9
Rotolock™	10

Post Top Luminaires

Acorns	13
Contemporary	25
Globe	34
Lanterns	37
Octagonals	41

Pendant

Features & Configurations

LED Engines	47
Dark Sky Friendly	48
Leveling Devices	49
Powder Coating	50

Pendant Luminaires

Traditional Large	53
Traditional Small	61
Traditional	67
Contemporary	73
Lanterns	75
Octagonal	76

Conversion Kits

LED Conversion Kits	79
---------------------------	----

StressCrete Group

Purpose, Vision & Values	84
--------------------------------	----





Pictured: K118 Washington; Fluted Tapered Pole

POST-TOP OPTICAL SYSTEMS

LED ENGINES

King Luminaire utilizes the most cutting-edge LED engines in our street lighting fixtures to ensure top-tier performance, reliability, and energy efficiency. Our advanced LED technology is engineered to deliver consistent, high-quality illumination with excellent color rendering and precise optical control. Each LED engine is carefully designed with optimized thermal management systems, extending the life of the fixture and maintaining peak performance over time.

P4 LED ENGINE

The P4 optical system is ideal for roadway applications that require a uniform light footprint, thanks to its advanced refractor optic design. It delivers premium light quality with excellent chromaticity, low glare, and is available in a range of IESNA distribution patterns, including Type II, III, IV, and V. Engineered for performance, the precision optics produce over 100 lumens per watt, offering outstanding photometric results while maximizing energy efficiency and reducing maintenance costs. High-performance heat sinks ensure effective thermal management, keeping LED case temperatures low. As a result, the P4 achieves an extended operational life, exceeding 100,000 hours of reliable illumination.

P4 FLAT ARRAY TOWER



P4 FLAT ARRAY SMALL



B3 LED ENGINE

The B3 LED Engine features highly reflective metallized baffles for precise control of uplight, backlight, and glare, delivering over 100 lumens per watt with excellent photometric performance. Its vertical heat sink design allows for efficient airflow and cooling, ensuring long-lasting performance. Available in Type IV or V IESNA distributions, the B3 is compatible with a range of fixture styles, including acorns, contemporary designs, coach lanterns, and globes.

B3 BAFFLED ARRAY TOWER



T1 LED ENGINE

The T1 optical system harnesses highly efficient and robust LED chips to simulate a uniform light source by utilizing surface mount LED technology, reflectors, and precision external optics. Offering 100+ lumens per watt, it comes in Type IV or V IESNA distributions, with some fixtures also available in Type III. Its advanced thermal management ensures a lifespan of over 100,000 hours. The T1 system is available for acorns, contemporary fixtures, globes, and various bollards.

T1 WRAPPED CIRCUIT TOWER



LUMINAIRES

FIXTURE HIGHLIGHTS

DARK SKY FRIENDLY LUMINAIRES**

Several of King Luminaire's products are dark sky friendly, designed to minimize glare while reducing light trespass and skyglow. These luminaires are DarkSky Approved, meeting strict specifications with a maximum 3000K CCT and no glass lenses. Equipped with our high-performance P4 LED engine, they deliver superior light quality, precise control, improved spacing, and exceptional efficacy, all while offering energy savings and lowering maintenance costs.



Certified by [DarkSky.org](https://www.darksky.org)

WHY DARK SKY?

Dark sky friendly light fixtures play a key role in reducing light pollution and promoting more responsible outdoor lighting. These fixtures are designed to focus light downward, minimizing glare and preventing excess light from spilling into the sky or surrounding areas. This helps preserve the natural night environment, making it easier to enjoy views of the stars and planets. It also benefits wildlife by protecting natural nighttime behaviors and reduces disruption to human sleep patterns. Beyond environmental and health advantages, dark sky lighting is energy-efficient, helping communities cut down on unnecessary energy use and costs. By choosing dark sky friendly fixtures, we support a healthier, more sustainable, and visually balanced nighttime environment.

*****All DarkSky Approved luminaires are labelled within this brochure. To be dark sky friendly, luminaire must be configured with a maximum of 3000k CCT and without a lens.***

LUMINAIRES

FEATURES & CONFIGURATIONS

POST TOP | FINIAL OPTIONS

A wide selection of decorative finials are available to customize the appearance of our fixtures. While some are standard for specific fixtures, others can be substituted to create a distinctive look, perfect for any project.

Note: The standard material used for Finals is cast aluminum.

1.



2.



3.



4.



5.



6.



7.



8.



9.



10.



11.



12.*



13.



14.



17.



** Finial #12 is a clear acrylic material.*


FEATURES & CONFIGURATIONS

POST TOP | CAPITALS

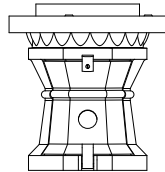
The King Luminaire Capitals serve as the crucial mounting connection between poles or tenon-mount arms and post-top luminaires while also housing the luminaire's driver assembly. Designed for both functionality and aesthetics, they come in a variety of decorative styles to complement different lighting applications. Additionally, select configurations offer photo control options for enhanced adaptability and efficiency.

CAPITALS


K5/K9



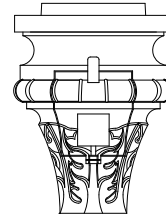
K6/K9




K13




K14



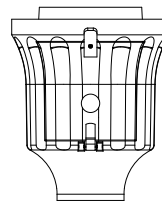
K16



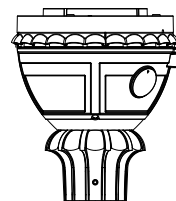
K18



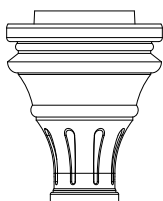
K24



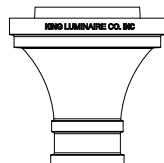
K26



K30



K31



LUMINAIRES

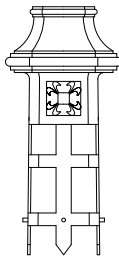
FEATURES & CONFIGURATIONS

POST TOP I FOLIUMS

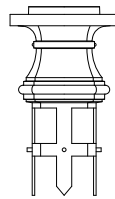
King Luminaire Foliums add a stylish decorative touch to the top of a pole, enhancing the overall look of street and area lighting. Some folium designs work alongside a separate capital, serving purely as an aesthetic feature, while others come with built-in mounting capabilities, allowing them to directly connect poles to post-top luminaires. With a mix of form and function, these foliums offer a great way to bring character and charm to any lighting setup.

FOLIUMS


KFSL1



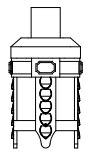
KFSL2



KFSL3



KFJ



Pictured: K118 Washington; KSFL1 Folium; St. Louis Pole

LUMINAIRES

POWDER COATING

KINGCOAT™

King Luminaire offers incredible powder coating options for our top-quality products. We apply an extremely durable exterior polyester powder blend of non-volatile ingredients in a dry process, which is then fused into a continuous film through heat. This warrantied coating provides an exceptional finish with a variety of color options, outstanding outdoor durability, and superior corrosion and barrier protection. To ensure the highest quality, our coatings undergo extensive QC testing, including 4,000 hours of salt spray exposure.

For fixtures installed in highly corrosive environments, such as seaside communities with salty air, we offer a Marine Grade primer. This protective layer helps maintain the integrity of our KingCoat™ colors, ensuring they stay vibrant and durable for years to come.

Our finishing options provide reliable protection, excellent chemical resistance, and superior hardness, all available in a wide range of colors. Depending on the color selection, finishes are offered in textured or smooth options, with **custom color matching available to meet specific project needs.**

KINGCOAT™ | POPULAR COLOR SWATCHES*



** KingCoat™ color samples shown are an approximate representation. Paint chip samples and custom color matching available upon request.*

LUMINAIRES

FIXTURE HIGHLIGHTS

ROTOLOCK™*

The Rotolock mechanism is a smart and efficient feature used in streetlight fixtures to ensure both performance and ease of maintenance. It provides a precise bug and water seal between the globe and the capital, helping to protect internal components from environmental elements like moisture, dust, and insects. This secure seal enhances the durability and longevity of the fixture, especially in harsh outdoor conditions. At the same time, the Rotolock allows for simple twist-and-turn access, making installation and maintenance quick and tool-free. This combination of protection, precision, and convenience makes the Rotolock a valuable design element in modern street and area lighting systems.



**Not available for glass globes.*



Pictured: K118 Washington; Talisman Pole





Pictured: K124 Paragon; Talisman Pole

LUMINAIRES

ACORNS

POST TOP | CLASSIC

Acorn luminaires are incredibly versatile, pairing effortlessly with both historical and modern pole designs. Their timeless style makes them an ideal choice for projects that require functional lighting while maintaining a classic and elegant appearance. King Luminaire offers a range of thoughtfully designed Acorn luminaires, ensuring they not only enhance the aesthetic of any setting, but also incorporate the latest in LED technology, making them a perfect fit for any project.



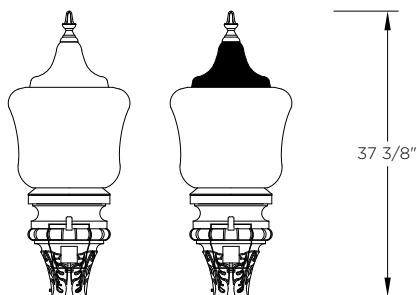
Pictured: K118 Washington; Belmont Pole



MARION K107

The K107 Marion is a classic version of the ever popular architectural acorn style globe that has its roots in the early days of North American street lighting. Updated to modern performance standards, this acorn luminaire is aesthetically pleasing and extremely efficient.

MARION DETAILS



LED OPTICAL SYSTEMS

P4|B3

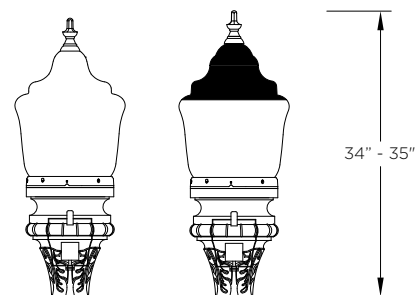
SEE SPEC SHEET FOR COMPREHENSIVE DETAILS



CAMBRIDGE K109

The K109 Cambridge is an updated version of the historical acorn style globe that has its roots in the early days of North American street lighting. Updated to modern performance standards, this acorn luminaire is classic and extremely efficient.

CAMBRIDGE DETAILS



LED OPTICAL SYSTEMS

P4|B3

SEE SPEC SHEET FOR COMPREHENSIVE DETAILS




WASHINGTON K118

The King Luminaire K118 Washington is a beautiful depiction of this street light classic. This historical acorn shape teamed with King Luminaire's high performance LED engines make for a perfect solution for city streets, parks, schools, and commercial areas.

PARAGON K124

The King Luminaire K124 Paragon is undoubtedly one of the most gracefully proportioned of the acorn luminaires. Teamed with King Luminaire's high performance LED engines it makes for a perfect solution for city streets, parks, schools, and commercial areas.

WASHINGTON DETAILS




LED OPTICAL SYSTEMS

P4 | B3

SEE SPEC SHEET FOR COMPREHENSIVE DETAILS

PARAGON DETAILS



LED OPTICAL SYSTEMS

P4 | B3

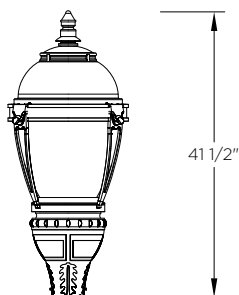
SEE SPEC SHEET FOR COMPREHENSIVE DETAILS



YORK K134

A solid looking fixture, the K134 York offers a contemporary look with a hint of tradition, making it ideal in either a modern or historical architectural setting.

YORK DETAILS



LED OPTICAL SYSTEMS

P4 | B3

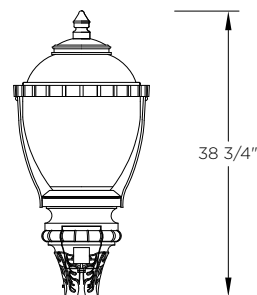
SEE SPEC SHEET FOR COMPREHENSIVE DETAILS



FORT ERIE K135

The distinctive styling of the K135 Fort Erie, with its unique two-strut style, is the hallmark of this highly appealing luminaire design. It enhances the atmosphere of any setting, appearing as an intricate part of the architecture.

FORT ERIE DETAILS



LED OPTICAL SYSTEMS

P4 | B3

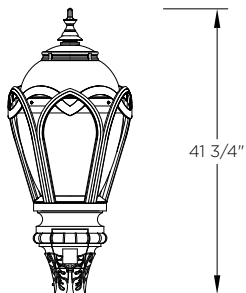
SEE SPEC SHEET FOR COMPREHENSIVE DETAILS



REGENCY K136

The classic style and elegance of the K136 Regency, with its graceful floral struts, complements any architectural environment. Its timeless design makes it a perfect choice for enhancing streetscapes, parks, and historic districts.

REGENCY DETAILS



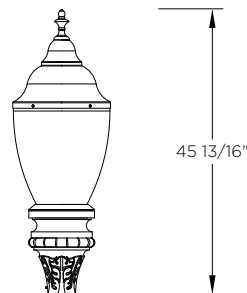
LED OPTICAL SYSTEMS
P4 | B3

SEE SPEC SHEET FOR COMPREHENSIVE DETAILS

YARMOUTH K137

With its classic, elegant design, the K137 Yarmouth is an excellent fit in architectural locations that are contemporary, historical, or somewhere in between.

YARMOUTH DETAILS



LED OPTICAL SYSTEMS
P4 | B3

SEE SPEC SHEET FOR COMPREHENSIVE DETAILS



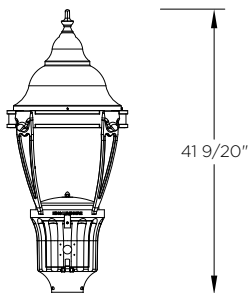
YARMOUTH K137 (NO GLOBE)

With its classic design, the K137 Yarmouth (No Globe) is an ideal choice for architectural settings that are contemporary, historical, or anywhere in between. Featuring a four-strut open acorn design, it delivers both timeless style and superior performance.

WELLINGTON K139

With its simple elegance and sleek profile, the K139 Wellington brings timeless style to any project, delivering a sophisticated finishing touch that leaves a lasting impression.

YARMOUTH (NG) DETAILS

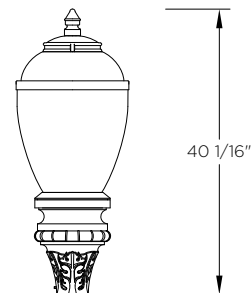


LED OPTICAL SYSTEMS

P4

SEE SPEC SHEET FOR COMPREHENSIVE DETAILS

WELLINGTON DETAILS



LED OPTICAL SYSTEMS

P4 | B3


SEE SPEC SHEET FOR COMPREHENSIVE DETAILS



CALIFORNIA K199

The K199 California luminaire was one of the original acorn styles that graced the streets of North American towns and cities, particularly in Southern California where it rapidly became a standard. Although never losing its original shape, today's K199 California luminaire incorporates high performance optical systems.

CALIFORNIA DETAILS



LED OPTICAL SYSTEMS

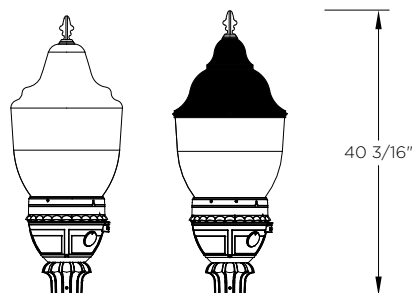
P4 | B3

SEE SPEC SHEET FOR COMPREHENSIVE DETAILS

ALLENTOWN K423

The K423 Allentown luminaire offers a vertical prism lens with a similar style to the K137 Yarmouth. Available with high performance LED engines, it makes for a perfect solution for city streets, parks, schools and commercial areas.

ALLENTOWN DETAILS



LED OPTICAL SYSTEMS

P4 | B3

SEE SPEC SHEET FOR COMPREHENSIVE DETAILS



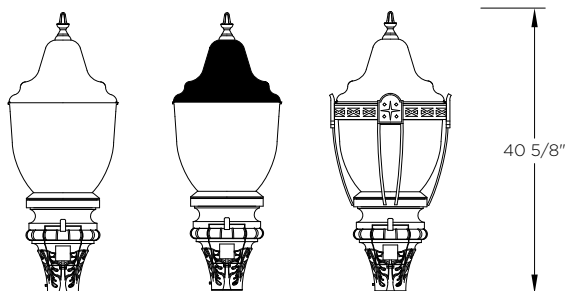
TRADITIONAL K424 ACORN

The K424 Traditional Acorn provides an updated version of the traditional globe with efficient LED optical performance and tweaked engineering, without compromising the historical authenticity of the product's appearance.

CLASSIC K425 ACORN

The K425 Classic Acorn offers a sophisticated version of the traditional globe with efficient optical performance, careful engineering, and incredibly easy maintenance characteristics, without compromising the historical authenticity of the product's appearance.

TRADITIONAL ACORN DETAILS




LED OPTICAL SYSTEMS

T1

SEE SPEC SHEET FOR COMPREHENSIVE DETAILS

CLASSIC ACORN DETAILS



LED OPTICAL SYSTEMS

T1

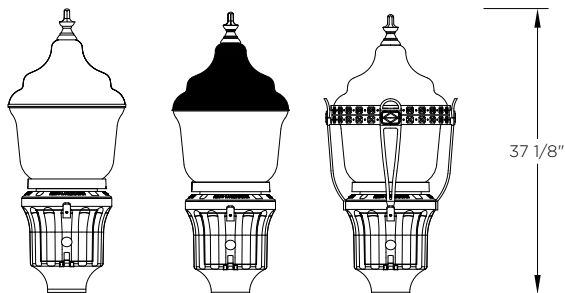
SEE SPEC SHEET FOR COMPREHENSIVE DETAILS



SOL-LUX K445

The K445 Sol-Lux was one of the classic acorn shapes used extensively in the early 1900's. Now upgraded both mechanically and photometrically to modern standards, the K445 Sol-Lux offers a traditional appearance together with high performance and minimal maintenance characteristics.

SOL-LUX DETAILS



LED OPTICAL SYSTEMS

T1

SEE SPEC SHEET FOR COMPREHENSIVE DETAILS



Pictured: K445 Sol-Lux; Talisman Pole





Pictured: K595 Aristocrat; Traditional Non-Fluted Pole

LUMINAIRES

CONTEMPORARY

POST TOP | MODERN

Contemporary luminaires are a perfect blend of modern design, advanced technology, and functionality, making them a staple for a wide range of outdoor lighting projects. From street lighting to boardwalks by the water, King Luminaire offers versatile contemporary lighting solutions tailored to any situation. Whether featuring unique designs or simple, clean styles, these luminaires are crafted to maintain their integrity and performance throughout their working life.



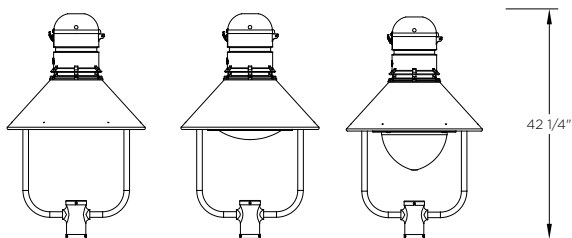
Pictured: K584 Treble Strut



MODERNE K308

The K308 Moderne is a post top version of one of King Luminaire's most successful pendant luminaires- the K828 Moderne Sr. The sleek, crisp lines of this luminaire allow the K308 Moderne to complement harbor side, park, and streetscape settings.

MODERNE DETAILS



LED OPTICAL SYSTEMS

P4

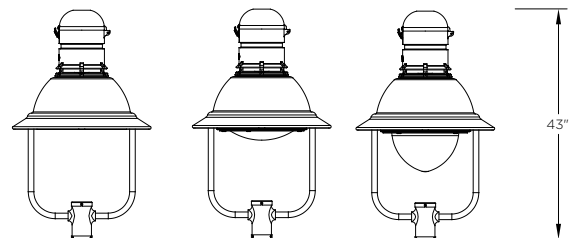
SEE SPEC SHEET FOR COMPREHENSIVE DETAILS



SATELLITE K309

The K309 Satellite is a post top version of one of King Luminaire's most successful pendant luminaires- the K829 Aurora Sr. The soft, clean lines of this luminaire allow the K309 Satellite to complement harbor side, park, and streetscape settings.

SATELLITE DETAILS



LED OPTICAL SYSTEMS

P4


SEE SPEC SHEET FOR COMPREHENSIVE DETAILS



RAINIER K329

The K329 Rainier fixture offers an innovative take on the traditional acorn by adding contemporary touches to the graceful shape of the K124 Paragon which was created out of the classic shapes of the early 20th century. The K329 Rainier brings the designs of the past into the 21st century.

RAINIER DETAILS



LED OPTICAL SYSTEMS

P4

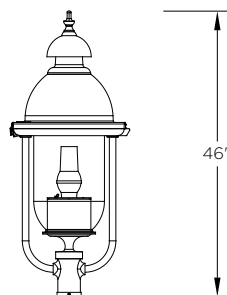
SEE SPEC SHEET FOR COMPREHENSIVE DETAILS



VERSAILLES K330

The K330 Versailles fixture maintains the sleek look of early luminaires that were installed in many locations throughout North America. Add to the continuity of your space with a matching pendant to light pathways and roadways alike.

VERSAILLES DETAILS



LED OPTICAL SYSTEMS

P4

SEE SPEC SHEET FOR COMPREHENSIVE DETAILS



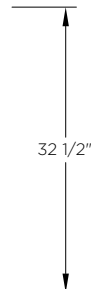
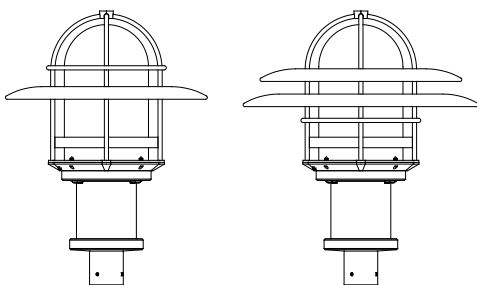
HARBOR SIDE K366

Designed to add style and function to marinas, pathways, and waterfronts, the K366 Harbor Side, offers rugged aesthetics and a high quality, well-engineered luminaire. Add to the continuity of your space with a matching pendant to light pathways and roadways alike.

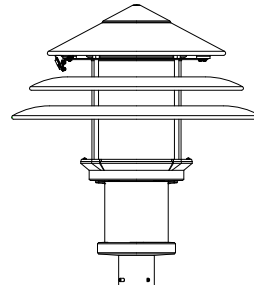
BAYSHORE K367

Similar in appearance to the K366 Harbor Side, the K367 Bayshore luminaire has a triple decorative shroud designed to add style and function to marinas, pathways, and waterfronts.

HARBOR SIDE DETAILS



BAYSHORE DETAILS



LED OPTICAL SYSTEMS

P4

SEE SPEC SHEET FOR COMPREHENSIVE DETAILS

LED OPTICAL SYSTEMS

P4

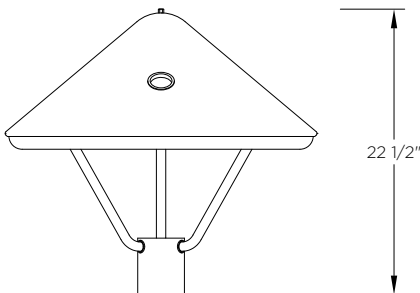
SEE SPEC SHEET FOR COMPREHENSIVE DETAILS



REVOLVE K427

The K427 Revolve has a smoothly angled housing with three aluminum struts that add to its contemporary appearance. Available in P4 Advanced Technology, this luminaire also offers LED efficiency and energy savings. This unique fixture is ideal for parking lots, waterfronts, and streetscapes.

REVOLVE DETAILS



LED OPTICAL SYSTEMS

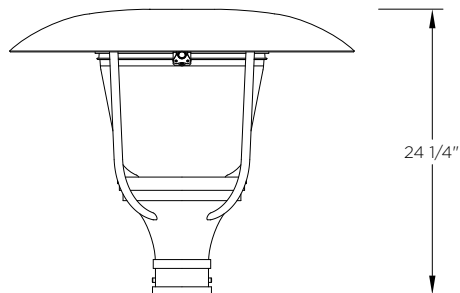
P4

SEE SPEC SHEET FOR COMPREHENSIVE DETAILS

PHOENIX K428

The K428 Phoenix is a unique lantern style fixture with pleasing aesthetics. The streamlined appearance adds to its modern appeal, making it an ideal fixture for parking lots, waterfronts, and streetscapes.

PHOENIX DETAILS



LED OPTICAL SYSTEMS

T1

SEE SPEC SHEET FOR COMPREHENSIVE DETAILS



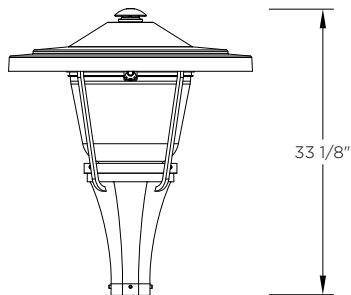
ORION K429

The K429 Orion combines a streamlined profile with four decorative struts for a clean, modern look. Engineered for versatility, it's well-suited for applications such as parking lots, waterfront developments, and urban streetscapes.

COBRA STRUT K581

The smallest of the Skyline series, the compact K581 Cobra Strut is sure to impress with its sleek convex design. Shown with the contour spinning option, it is a great choice for parking lots and pathways.

ORION DETAILS

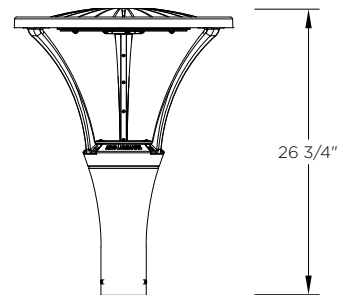


LED OPTICAL SYSTEMS

T1

SEE SPEC SHEET FOR COMPREHENSIVE DETAILS

COBRA STRUT DETAILS



LED OPTICAL SYSTEMS

P4

SEE SPEC SHEET FOR COMPREHENSIVE DETAILS



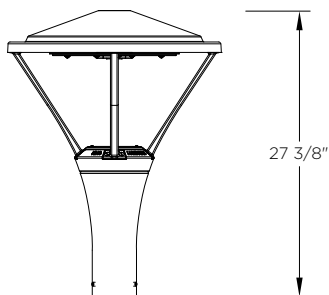
PILLAR STRUT K582

The straight clean lines of the K582 Pillar Strut are what make it stand out. When teamed with the pyramid spinning as shown, it provides a contemporary, low maintenance alternative to a traditional four sided lantern.

CURVE STRUT K583

The K583 Curve Strut has incredible 'curve' appeal, especially when combined with the attractive dome shaped harbor spinning. Ideal for streetscapes or commercial areas, it is sure to add character to any application.

PILLAR STRUT DETAILS

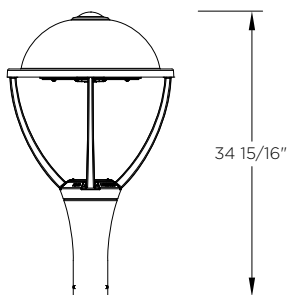


LED OPTICAL SYSTEMS

P4

SEE SPEC SHEET FOR COMPREHENSIVE DETAILS

CURVE STRUT DETAILS



LED OPTICAL SYSTEMS

P4

SEE SPEC SHEET FOR COMPREHENSIVE DETAILS



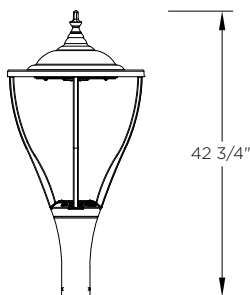
TREBLE STRUT K584

The tallest luminaire in the Skyline series, the K584 Treble Strut will sit gracefully on top of any of King Luminaire metal poles or StressCrete spun concrete poles. Shown here with optional trump spinning, it will stand out in any project.

RADIUS STRUT K585

The elongated struts of the K585 Radius Strut offer a clean, modern simplicity. Shown here without a decorative spinning, this versatile design can be paired with any of the four available spinnings or number of struts, but shown here with no spinning and 3 struts.

TREBLE STRUT DETAILS

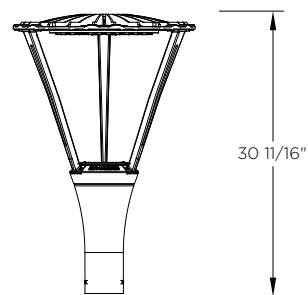


LED OPTICAL SYSTEMS

P4

SEE SPEC SHEET FOR COMPREHENSIVE DETAILS

RADIUS STRUT DETAILS



LED OPTICAL SYSTEMS

P4


SEE SPEC SHEET FOR COMPREHENSIVE DETAILS



ARISTOCRAT K595

A versatile luminaire suitable for contemporary or traditional settings. Engineered for low maintenance and features our high performance P4 LED engine. A perfect solution for city streets, parks, schools, and commercial areas.

ARISTOCRAT DETAILS



LED OPTICAL SYSTEMS


P4

SEE SPEC SHEET FOR COMPREHENSIVE DETAILS

CLARION K596

The K596 Clarion is similar to the popular K595 Aristocrat, but with a more prominent top spinning. It's suitable for contemporary or traditional settings and features our high performance P4 LED engine. A perfect solution for city streets, parks, schools, and commercial areas.

CLARION DETAILS



LED OPTICAL SYSTEMS

P4

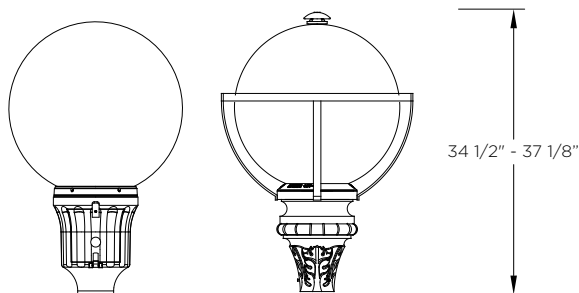
SEE SPEC SHEET FOR COMPREHENSIVE DETAILS



CAPRICORN KG

With its roots strongly planted in the yesteryear, the KG Capricorn is a classic, round globe suitable for any architectural setting; whether historical or contemporary. Available in diameters of 14" to 24", the KG Capricorn is popular for roadways, pathways, parks, and building exteriors.

CAPRICORN DETAILS



LED OPTICAL SYSTEMS

T1 | B3

SEE SPEC SHEET FOR COMPREHENSIVE DETAILS





Pictured: K601D Coach Lantern; Scroll Arm; Centennial Pole

LUMINAIRES

LANTERNS

POST TOP | K600 SERIES

The K600 Series brings timeless elegance to outdoor spaces, seamlessly blending traditional charm with modern design. Featuring a nostalgic aesthetic paired with advanced LED technology, this series offers a versatile and energy-efficient lighting solution. The King Luminaire K600 Series is an ideal choice for neighborhoods seeking to upgrade their lighting systems while preserving the unique character and historic appeal of their surroundings.

FINIAL OPTIONS

STANDARD OPTIONS

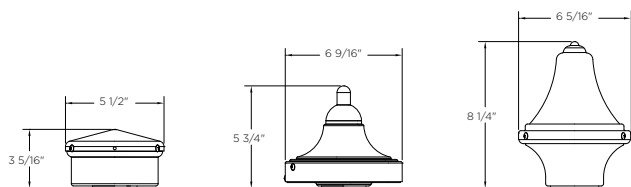
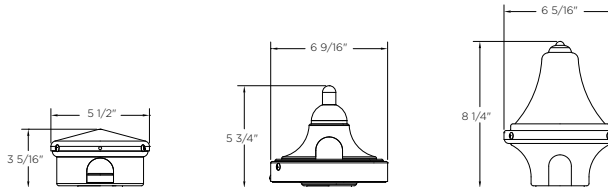


PHOTO-EYE OPTIONS



Pictured: K601D Coach Lantern; Coach Lantern Arm; Octagonal Tapered Pole

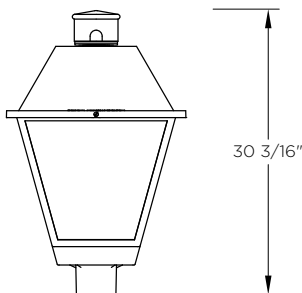




COACH LANTERN K601D

The K601D is a cost-effective coach lantern that combines a classic, historical design with advanced LED technology. It delivers excellent spacing, uniform illumination, and low glare. Add to the continuity of your space with a matching pendant to light pathways and roadways alike.

COACH LANTERN DETAILS



LED OPTICAL SYSTEMS

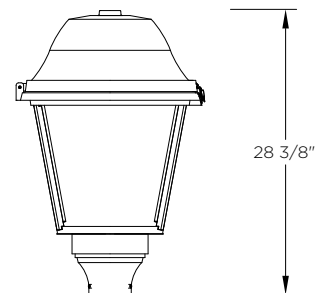
P4

SEE SPEC SHEET FOR COMPREHENSIVE DETAILS

BALMORAL K611

The K611 Balmoral provides a modern take on a historical lantern style with high performance optical systems that provide excellent spacing and low glare. Ideally suited for city streets, parks, schools and commercial areas. Add to the continuity of your space with a matching pendant to light pathways and roadways alike.

BALMORAL DETAILS



LED OPTICAL SYSTEMS

P4

SEE SPEC SHEET FOR COMPREHENSIVE DETAILS





Pictured: K54 Cleveland Jr.; Sweep Arm; Square Non-Tapered (Wood Grained) Pole

LUMINAIRES

OCTAGONALS

POST TOP | K50 SERIES

Octagonal luminaires are a unique and practical lighting solution that blends style with durability. Their eight-sided shape adds clean lines and visual interest to outdoor areas, such as streets, parks, and neighborhoods. King Luminaire has created a series of octagonal luminaires that are perfect for projects that want to stand out, offering both great performance and attractive design.



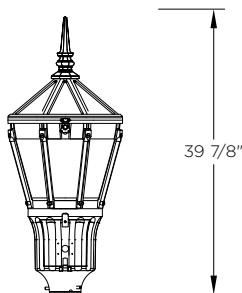
Pictured: K56 Tudor; Belmont Pole



CLEVELAND JR. K54

The K54 Cleveland Jr. offers the beauty of yesteryear with the superior LED lighting performance standards of today. As a smaller version of our popular K56 Cleveland, the K54 offers a compact solution with traditional style and is suitable for a wide range of settings.

CLEVELAND JR. DETAILS



LED OPTICAL SYSTEMS

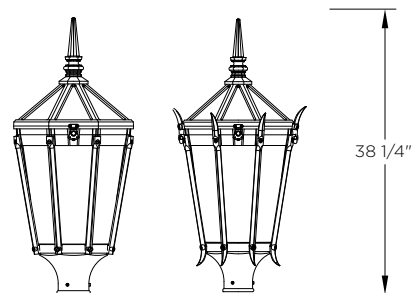
P4

SEE SPEC SHEET FOR COMPREHENSIVE DETAILS

CLEVELAND/ K56 TUDOR

One of the most versatile of all ornamental luminaires available in the first half of the 20th century, the K56 Cleveland (without Spurs), or Tudor (with Spurs), offers the beauty of yesteryear with the superior lighting performance of today. Available with a matching pendant to light pathways and roadways alike.

CLEVELAND/TUDOR DETAILS



LED OPTICAL SYSTEMS

P4

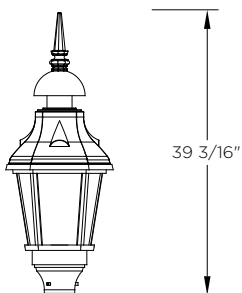
SEE SPEC SHEET FOR COMPREHENSIVE DETAILS



CLARKSTOWN K59

With a similar design, the K59 Clarkstown is a stylish alternative to our popular K56 Cleveland/Tudor luminaire. This octagonal fixture offers a traditional look that will add poise and elegance to any setting.

CLARKSTOWN DETAILS



LED OPTICAL SYSTEMS

P4

SEE SPEC SHEET FOR COMPREHENSIVE DETAILS



Pictured: K56 Cleveland; Octagonal Tapered Pole





Pictured: K206 Marina Pendant; Marina Arm; Canterbury Jr. Pole

PENDANT OPTICAL SYSTEMS

LED ENGINES

King Luminaire utilizes the most cutting-edge LED engines in our street lighting fixtures to ensure top-tier performance, reliability, and energy efficiency. Our advanced LED technology is engineered to deliver consistent, high-quality illumination with excellent color rendering and precise optical control. Each LED engine is carefully designed with optimized thermal management systems, extending the life of the fixture and maintaining peak performance over time.

P4 LED ENGINE

The P4 optical system is ideal for roadway applications that require a uniform light footprint, thanks to its advanced refractor optic design. It delivers premium light quality with excellent chromaticity, low glare, and is available in a range of IESNA distribution patterns, including Type II, III, IV, and V. Engineered for performance, the precision optics produce over 100 lumens per watt, offering outstanding photometric results while maximizing energy efficiency and reducing maintenance costs. High-performance heat sinks ensure effective thermal management, keeping LED case temperatures low. As a result, the P4 achieves an extended operational life, exceeding 100,000 hours of reliable illumination.

P4 FLAT ARRAY LARGE



P4 FLAT ARRAY SMALL



LUMINAIRES

FIXTURE HIGHLIGHTS

DARK SKY FRIENDLY LUMINAIRES**

Several of King Luminaire's products are dark sky friendly, designed to minimize glare while reducing light trespass and skyglow. These luminaires are DarkSky Approved, meeting strict specifications with a maximum 3000K CCT and no glass lenses. Equipped with our high-performance P4 LED engine, they deliver superior light quality, precise control, improved spacing, and exceptional efficacy, all while offering energy savings and lowering maintenance costs.



DarkSky



Certified by [DarkSky.org](https://www.darksky.org)

WHY DARK SKY?

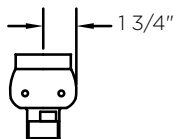
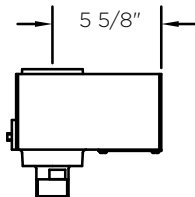
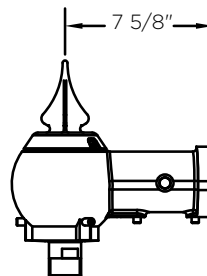
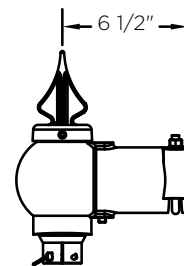
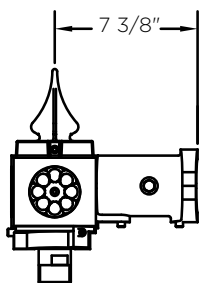
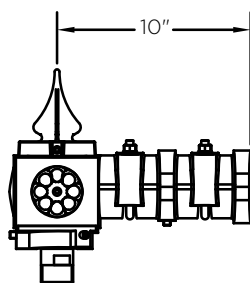
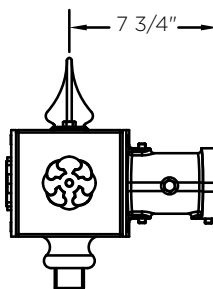
Dark sky friendly light fixtures play a key role in reducing light pollution and promoting more responsible outdoor lighting. These fixtures are designed to focus light downward, minimizing glare and preventing excess light from spilling into the sky or surrounding areas. This helps preserve the natural night environment, making it easier to enjoy views of the stars and planets. It also benefits wildlife by protecting natural nighttime behaviors and reduces disruption to human sleep patterns. Beyond environmental and health advantages, dark sky lighting is energy-efficient, helping communities cut down on unnecessary energy use and costs. By choosing dark sky friendly fixtures, we support a healthier, more sustainable, and visually balanced nighttime environment.

*****All DarkSky Approved luminaires are labelled within this brochure. To be dark sky friendly, luminaire must be configured with a maximum of 3000k CCT and without a lens.***

FEATURES & CONFIGURATIONS

PENDANT | LEVELING DEVICES

The King Luminaire KPL Leveling Devices provide the mounting connection between arms and pendant luminaires, ensuring a secure fit and proper alignment. They are available in a variety of decorative options to complement different fixture styles and streetscape designs. For added functionality, photo controls are available with some configurations, offering enhanced energy efficiency and convenience.

KPL10**KPL11****KPL20****KPL21****KPL30****KPL31****KPL40**

LUMINAIRES

POWDER COATING

KINGCOAT™

King Luminaire offers incredible powder coating options for our top-quality products. We apply an extremely durable exterior polyester powder blend of non-volatile ingredients in a dry process, which is then fused into a continuous film through heat. This warranted coating provides an exceptional finish with a variety of color options, outstanding outdoor durability, and superior corrosion and barrier protection. To ensure the highest quality, our coatings undergo extensive QC testing, including 4,000 hours of salt spray exposure.

For fixtures installed in highly corrosive environments, such as seaside communities with salty air, we offer a Marine Grade primer. This protective layer helps maintain the integrity of our KingCoat™ colors, ensuring they stay vibrant and durable for years to come.

Our finishing options provide reliable protection, excellent chemical resistance, and superior hardness, all available in a wide range of colors. Depending on the color selection, finishes are offered in textured or smooth options, with **custom color matching available to meet specific project needs**.

KINGCOAT™ | POPULAR COLOR SWATCHES*



** KingCoat™ color samples shown are an approximate representation. Paint chip samples and custom color matching available upon request.*





Pictured: K803 Solitaire Sr.; Bishop's Crook Arm; Florentine Sr. Pole

LUMINAIRES

TRADITIONAL LARGE PENDANTS | K800 SERIES

These traditional pendants were designed for large spaces offering increased roadway performance and superior spacing. Suitable for both roadway and off roadway applications, these timeless designs can be used in both contemporary and historical settings.

Note: See fixture spec sheets for comprehensive details. Unless otherwise noted, all K800 series luminaires require the use of a KPL Leveling Device for mounting.

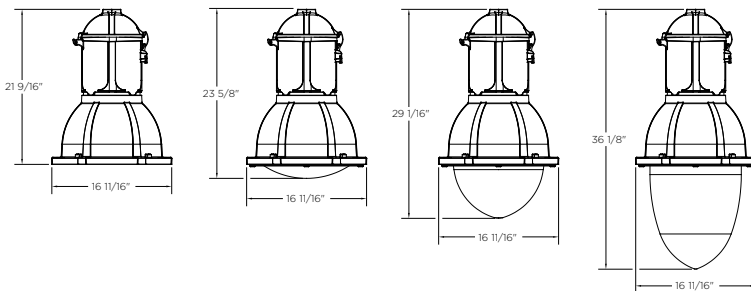
LED OPTICAL SYSTEMS P4

DARK SKY FRIENDLY*

*Dark sky friendly without lens and less than 3000K CCT



LENS OPTIONS



Pictured: K820 Midland Sr.; Brookville Arm; Canterbury Pole





SOLITAIRE SR. K803



CORONET SR. K804



CHICAGO SR. K805



SATELLITE SR. K806



DORAL SR. K807



EMPIRE K808



WILSHIRE K809



CAPE COD K811



SYMPHONY SR. K813



DURHAM SR. K819



MIDLAND SR. K820



CAPE CORAL SR. K822



FALCONRIDGE SR. K823



MISSION BELL K825



MISSION SR. K827



MODERNE SR. K828



AURORA SR. K829



EL MIRAGE K830*

*Requires KA830 Arm instead of a leveling device.



NEW CITY K841

Pictured: K804 Coronet Sr.; Scroll Arm; K704 Coronet Jr.; Mini Scroll Arm; Fluted Tapered Pole; Cleveland Jr. Split Base





LUMINAIRES

TRADITIONAL SMALL PENDANTS | K700 SERIES

A 3/4 scaled version of our larger K800 Traditional Large products, these pendants can be used either on their own in a street or area lighting system, or in combination with the matching larger luminaire. This allows both roadway and pedestrian concerns to be individually met without any compromise.

Note: See fixture spec sheets for comprehensive details. Unless otherwise noted, all K700 series luminaires require the use of a KPL Leveling Device for mounting.

LED OPTICAL SYSTEMS

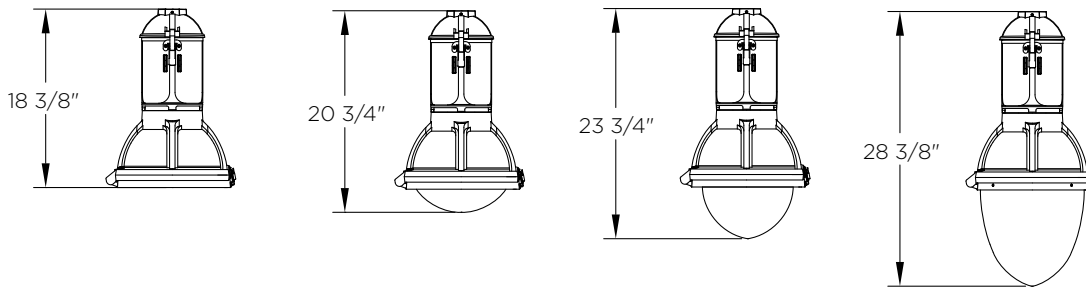
P4

DARK SKY FRIENDLY*

*Dark sky friendly without lens and less than 3000K CCT



LENS OPTIONS



Pictured: K804 Coronet Sr.; Scroll Arm; K704 Coronet Jr.; Mini Scroll Arm





SOLITAIRE JR. K703



CORONET JR. K704



CHICAGO JR. K705



DORAL JR. K707



WILSHIRE K709



DEDHAM JR. K719



FALCONRIDGE JR. K723



MODERNE JR. K728



AURORA JR. K729





Pictured: K206 Marina Pendant; Marina Arm; Canterbury Jr. Pole

LUMINARIES

TRADITIONAL

PENDANTS & SIDE MOUNT | K200 SERIES

With features such as heavy wall aluminum castings and tool-less access to the engine and driver, these traditional pendants offer both quality construction and ease of maintenance. Customize your fixture with one of King Luminaire's leveling plumbizers as well as a selection of decorative arms.

Note: See fixture spec sheets for comprehensive details. Unless otherwise noted, all K200 series luminaires require the use of a KPL Leveling Device for mounting.

LED OPTICAL SYSTEMS

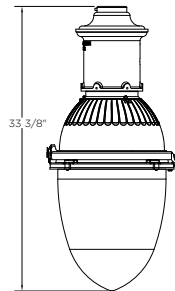
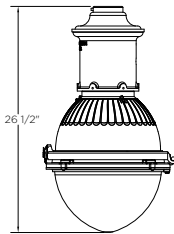
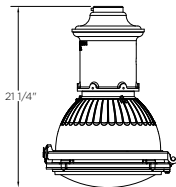
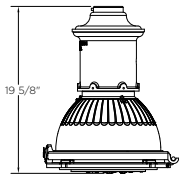
P4

DARK SKY FRIENDLY*

*Dark sky friendly without lens and less than 3000K CCT



LENS OPTIONS



Pictured: K211 Manchester; Scroll Arm; Belmont Pole





RADIAN K201



VISCOUNT K204



MARQUIS K205



MARINA K206



MODERNE K208



SATELLITE K209



MIDLAND MARINA K210



MANCHESTER K211



CAPE CORAL K212



MARQUIS K215*
SIDE MOUNT

*No Leveling Device required. Mounts Directly to arm.

Pictured: K601D Coach Lantern; Coach Lantern Arm; Octagonal Tapered Pole





Pictured: K56 Tudor (x2); Scroll Arm; Mini Scroll Arm; Fluted Tapered Pole; Cleveland Jr. Split Base

LUMINAIRES

CONTEMPORARY, LANTERNS, & OCTAGONAL PENDANT & SIDE MOUNT | VARIOUS

We offer a broad selection of luminaire designs, allowing us to customize many post top fixtures as pendants to suit your project's specific needs. In certain cases, we can also provide side-mounted options. With a variety of styles such as contemporary, coach, octagonal, and round, we are confident in our ability to deliver the ideal solution for any project, whether you are aiming for a modern aesthetic, a classic touch, or something in between.

Note: See fixture spec sheets for comprehensive details. Unless otherwise noted, all luminaires require the use of a KPL Leveling Device for mounting.



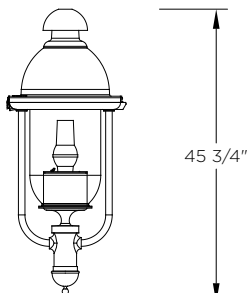
Pictured: K601D Coach Lantern; Coach Lantern Arm; Octagonal Tapered Pole



VERSAILLES K330

The K330 Versailles fixture maintains the sleek look of early luminaires that were installed in many locations throughout North America. Add to the continuity of your space with a matching post top to light pathways and roadways alike.

VERSAILLES DETAILS



LED OPTICAL SYSTEMS

P4

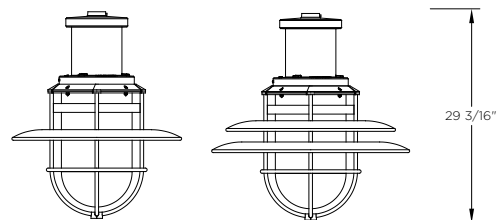
SEE SPEC SHEET FOR COMPREHENSIVE DETAILS



HARBOR SIDE K366

Designed to add style and function to marinas, pathways, and waterfronts, the K366 Harbor Side, offers rugged aesthetics and a high quality, well-engineered luminaire. Add to the continuity of your space with a matching post top to light pathways and roadways alike.

HARBOR SIDE DETAILS



LED OPTICAL SYSTEMS

P4

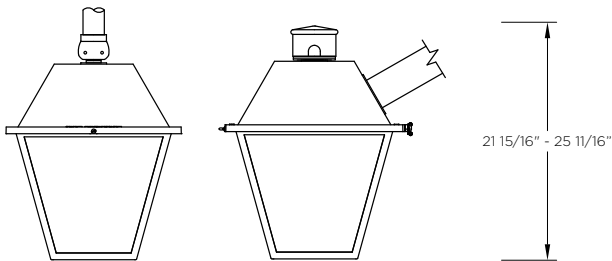
SEE SPEC SHEET FOR COMPREHENSIVE DETAILS



COACH LANTERN K601D

The K601D is a cost-effective coach lantern that combines a classic, historical design with advanced LED technology. It delivers excellent spacing, uniform illumination, and low glare. Add to the continuity of your space with a matching post top to light pathways and roadways alike.

COACH LANTERN DETAILS*



* PENDANT REQUIRES A LEVELING DEVICE.
SIDE MOUNT REQUIRES A KA170 ARM.

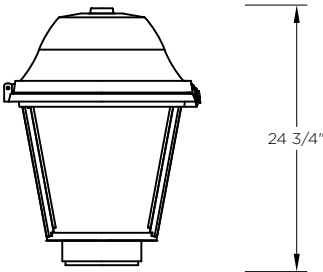
LED OPTICAL SYSTEMS P4

SEE SPEC SHEET FOR COMPREHENSIVE DETAILS

BALMORAL K611

The K611 Balmoral provides a modern take on a historical lantern style with high performance optical systems that provide excellent spacing and low glare. Ideally suited for city streets, parks, schools and commercial areas. Add to the continuity of your space with a matching post top to light pathways and roadways alike.

BALMORAL DETAILS



LED OPTICAL SYSTEMS P4

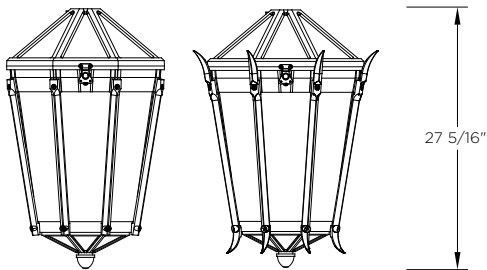
SEE SPEC SHEET FOR COMPREHENSIVE DETAILS



CLEVELAND/TUDOR K56

One of the most versatile of all ornamental luminaires available in the first half of the 20th century, the K56 Cleveland (without Spurs), or Tudor (with Spurs), offers the beauty of yesteryear with the superior lighting performance of today. Available with a matching post top to light pathways and roadways alike.

CLEVELAND/TUDOR DETAILS



LED OPTICAL SYSTEMS

P4

SEE SPEC SHEET FOR COMPREHENSIVE DETAILS





Pictured: K118 Washington; Belmont Pole

LUMINAIRES

CONVERSION KITS

POST TOP & PENDANT LED CONVERSION

King Luminaire LED Conversion Kits provide an efficient and straightforward solution for upgrading to high-performance LED technology. The Acorn conversion kits feature a precisely engineered tower heat sink, creating a tested optical system with dynamic thermal management and minimal maintenance requirements. Similarly, the pendant conversion kits are designed for easy installation, offering a complete, fully tested system with a long operational life.

With LED technology, energy consumption can be reduced by over 50% without compromising performance or the appeal of an attractive nightscape. Each conversion kit includes LED engine, driver assembly, and a globe or lens (as required), ensuring a seamless transition to LED lighting.

As the market for LED products continues to grow, the quality and energy efficiency of available options can vary significantly. Choosing a system that meets industry standards is crucial. King Luminaire remains dedicated to upholding a 70-year tradition of delivering high-performance, reliable, and energy-efficient lighting systems.



Pictured: K118 Washington (pole by other)



ACORN CONVERSION KITS

FEATURES

- Easy installation.
- Engineered for little maintenance.
- High efficacy with absolute photometry and accurate lighting layouts.
- B3, P4, T1 (specific engine dependant on luminaire).
- Complete system that includes a new globe, LED light engine, and driver assembly.
- CSA Certified
- UL wet listed.
- 7 year warranty.

COMPATIBLE LUMINAIRES:

- | | |
|--------|--------|
| • K107 | • K137 |
| • K109 | • K139 |
| • K118 | • K199 |
| • K124 | • K424 |
| • K134 | • K425 |
| • K135 | • K445 |
| • K136 | |

LED OPTICAL SYSTEMS P4 | B3 | T1



PENDANT TRADITIONAL CONVERSION KITS

FEATURES

- Easy installation.
- Long operational life with King Luminaire's Dynamic thermal management system.
- High efficacy with absolute photometry and accurate lighting layouts.
- P4 advanced LED optical system offering exceptional light quality, long usable life and energy efficiency.
- Complete system that includes a new lens, LED light engine, and driver assembly.
- CSA Certified.
- UL wet listed.
- 7 year warranty.

COMPATIBLE LUMINAIRES:

- | | |
|--------|--------|
| • K201 | • K209 |
| • K202 | • K210 |
| • K203 | • K211 |
| • K204 | • K212 |
| • K205 | • K215 |
| • K206 | • K282 |
| • K207 | |

LED OPTICAL SYSTEMS P4



OCTAGONAL CONVERSION KITS

FEATURES

- Easy installation.
- Engineered for little maintenance.
- High efficacy with absolute photometry and accurate lighting layout.
- P4 advanced LED optical system offering exceptional light quality, long usable life and energy efficiency.
- Conversion system includes LED light engine and driver assembly to be utilized with existing housing, and lens.
- CSA Certified
- UL wet listed.
- 7 year warranty.

COMPATIBLE LUMINAIRES:

- K56

LED OPTICAL SYSTEMS P4



STRESSCRETE GROUP

Purpose

A family business focused on creating opportunities for our employees and improving the communities we serve.

Vision

Building the foundation of enhanced, more livable cities.

Values

Civility

We treat each other with dignity and respect in all of our interactions.

Compassion

We take care of each other and our communities by giving our the time and resources.

Customer Experience

We provide a seamless and industry-leading experience to our customers.

Diversity

We respect and value everyone for their differences.

Innovation

We invest in our people, processes, and products and embrace technological change.

Integrity

We enact our vision and purpose ethically, always doing the right thing.

Legacy

Decisions are made for the best interest of our people and the business.

Loyalty

We recognize and appreciate employees that embody our values.

Quality

We meet or exceed the industry standard of quality and performance with our products.

Safety

We commit to prioritizing safety to ensure our people go home healthy every day.

Sustainability

We manufacture quality, sustainable products that limit our environmental impact.

Trust

We communicate, work together, and support team members.

LIGHTING THE WAY[®]

StressCrete[®] GROUP

U.S.A.

StressCrete Inc.
9200 Energy Lane

Northport, Alabama
35476

Toll Free: 1-800-268-7809
Local: (205) 339-0711

StressCrete Inc.
14503 Wallick Road

Atchison, Kansas
66002

Toll Free: 1-800-268-7809
Local: (913) 255-3112

King Luminaire Co. Inc.
1153 State Route 46N
P.O. Box 266
Jefferson, Ohio
44047

Toll Free: 1-800-268-7809
Local: (440) 576-9073

CANADA

StressCrete Ltd. / Head Office
840 Walkers Line
P.O. Box 7
Burlington, Ontario
L7R 3X9

Toll Free: 1-800-268-7809
Local: (905) 632-9301

King Luminaire Co. Inc.
KingCast Inc.

695 Arvin Avenue
Stoney Creek, Ontario
L8E 5R2
Toll Free: 1-800-268-7809
Local: (905) 632-9301

scgrp.com