



K813 SYMPHONY SR. - LED

The K813 Symphony Sr. provides a traditional pendant designed to increase roadway performance while providing superior spacing. Suitable for off roadway applications as well, this time-less design, with smooth or radial spinning option, can be used in both contemporary and historical settings.



**King
Luminaire**

PRODUCT SPECIFICATIONS

LED ENGINE

Light engine shall include an array of solid state Cree X-Series high power LEDs (light emitting diodes). The emitters shall be mounted to a metal core circuit board using SMT technology. The LEDs and circuit boards shall then be mounted to a high performance heat sink which is vented to the outside ambient air to provide dynamic airflow for cooling the system.

OPTICS

External light control shall consist of high precision refractive lenses mounted above the LED emitter arrays in such a way to achieve optimum uplight control. The lenses shall also control horizontal light distribution so that Type II, III, IV, or V IESNA distribution patterns are achieved.

LENS

The K813 Symphony Sr. pendant shall be available with or without a lens. Lens options include clear sag glass lens, clear shallow glass lens, rippled acrylic deep dish lens, or rippled glass deep dish lens. The sag and shallow glass lens shall be made of #9000 clear borosilicate glass (fully annealed). It shall maintain a minimum thickness of 0.3". The rippled acrylic deep dish lens shall be moulded of acrylic Acrylite Plus Acrylic Polymer, or equivalent, having a minimum thickness of 0.09". The rippled glass deep dish lens shall be made of clear borosilicate glass (fully annealed) with a rippled pattern. It shall maintain a minimum thickness of 0.25". The lens shall be secured by means of a cast aluminum holding ring. Additionally, a continuous circular gasket rated for 270°F shall assist in sealing the lens and provide an IP66 ingress rating.

LUMINAIRE CONSTRUCTION

The luminaire shall consist of a heavy grade cast aluminum housing that acts as the enclosure for the engine and is of adequate thickness to give structural rigidity. The engine shall be affixed to the inside of the housing with stainless steel screws.

PLUMBIZER

The K813 Symphony Sr. shall use multiple mounting options including the KPL10, KPL11, KPL20, KPL21, KPL30, KPL31, and KPL40. Please contact King Luminaire for more details and specifications.

DRIVER

The LED universal dimmable driver shall be DALI-2 D4i and capable of 108 - 305V or 249 - 528V input voltage, greater than 0.9 power factor, and less than 20% total harmonic distortion. Each LED system shall come with built-in, high-capacity surge protection, in addition to a complementary SPD added by King Luminaire, designed to withstand up to 20kV/10kA of transient line surge as per IEEE C62.41.2 C High and ANSI C136.2 Extreme Level (20kV/10kA). An in-line ferrite choke shall be utilized to provide protection against EFT's. The driver assembly shall work with service feeds powered with one hot wire and a neutral or two hot wires. The case temperature of the driver shall range from -40°C up to 70°C. The driver assembly shall be mounted on a heavy duty fabricated aluminum mounting bracket.

PHOTOMETRICS

Fixtures shall be tested to IESNA LM79 specifications. These reports are to be available upon request.

CHROMATICITY

High output LEDs shall come standard at 2700K, 3000K, & 4000K (+/- 300K) with a minimum nominal 70 CRI. Additional CCT emitters are to be available upon request.

LUMEN MAINTENANCE

Reported (TM21) and Calculated (L70) reports are to be available upon request with a minimum calculated value of 100,000 hrs.

WIRING

All internal wiring and connections shall be completed so that it will be necessary only to attach the incoming supply connectors to Mate-N-Lok connectors or to a

terminal block. Mate-N-Lok shall be certified for 600V operation. Internal wire connectors shall be crimp connector only and rated at 1000V and 105°C. All wiring shall be CSA certified and/or UL listed, type SFF-2, SEWF-2, or SEW-2 No. 14 gauge, 105°C, 600V.

THERMALS

Fixtures shall be tested to DOE sanctioned standards to determine the maximum in-situ solder-point or junction-point temperatures of the LED emitters. This report is to be available upon request.

FINISH

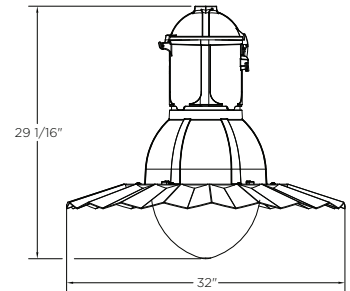
Housing shall be finished with a 13 step KingCoat™ Super Durable polyester TGIC powder coat. Standard colors include strobe white, brown metal, marina blue, gate gray, Chicago bronze, standard gold, standard black, federal green, and rain forest. Please see our website for a complete list of colors. RAL and custom color matches to be available.

MISCELLANEOUS

All exterior hardware and fasteners, wholly or partly exposed, shall be stainless steel alloy. All internal fasteners shall be stainless steel or zinc coated steel. All remaining internal hardware shall be stainless steel, aluminum alloy, or zinc coated steel.

WARRANTY

The K813 Symphony Sr. LED luminaire shall come with a 7 year limited warranty.



CERTIFICATION:

CSA US Listed
Suitable for wet locations
ISO 9001
IP66
ARRA Compliant
LM79 / LM80 Compliant

DRIVER INFO:

>0.9 Power Factor
<20% Total Harmonic Distortion
120 - 277V & 347 - 480V
-40°C Min. Case Temperature
70°C Max. Case Temperature
Surge Protection: ANSI C136.2
extreme level 20kV/10kA
Dimming Capable

EPA:

Flat Lens:	1.42 sq. ft.
Sag Lens:	1.47 sq. ft.
Shallow Lens:	1.79 sq. ft.
Deep Dish Acrylic:	2.24 sq. ft.
Deep Dish Glass:	2.24 sq. ft.

FIXTURE WEIGHT:

Flat Lens:	36 lbs
Sag Lens:	41 lbs
Shallow Lens:	44 lbs
Deep Dish Acrylic:	44 lbs
Deep Dish Glass:	49 lbs

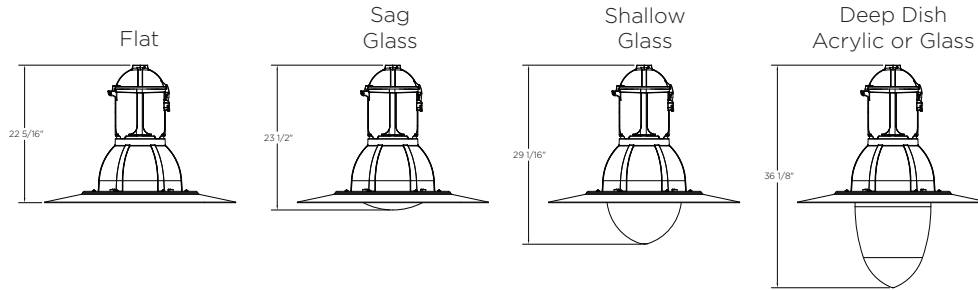


FIXTURE OPTIONS

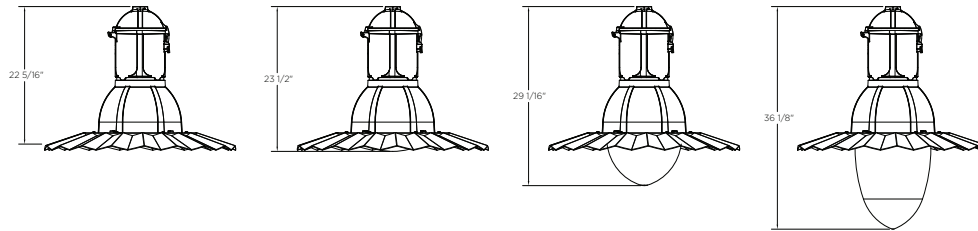
K813 SYMPHONY SR. - LED

Lens Options

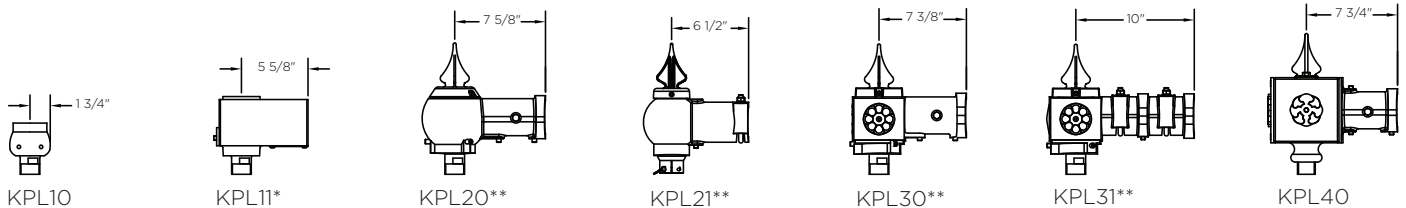
Smooth Spinning



Radial Spinning



Plumbizer/Mounting Options



*Available with PR7

**Available with PR7 or finial

HOW TO ORDER

