



The Montgomery Sr. provides a substantial base with great detail. The aluminum clam shell base offers easy installation and can be combined with various shaft styles in aluminum or steel.

SPECIFICATIONS

MATERIAL:

Cast Aluminum

WEIGHT:

88 lbs

BASE HEIGHT:

35.5625"

BASE WIDTH:

21.75"

HANDHOLE HEIGHT:

20"

MAX. OPENING:

11.375"

MAX. BUTT SIZE:

10" (Non-tapered)

10" (0.14"/ft Tapered)

MAX. BASEPLATE:

14" (1" Thick Square w/ 2" Corner Radius)

18.25" Ø (1" Thick Circle)

MAX. ANCHOR BOLT PROJECTION:

4.5"

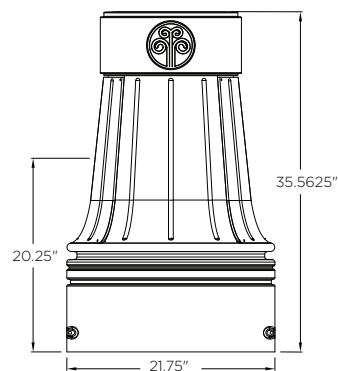
COMPATIBLE POLES

Pole Style	Pole Butt Size
RF	8
	9*
	10*
FF	8
	9*
	10*

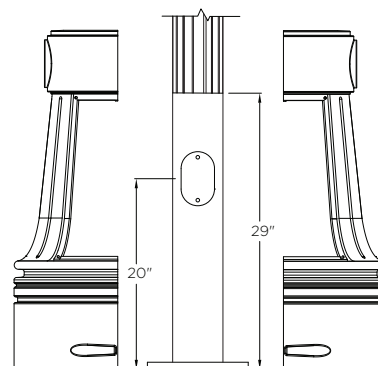
* Recommended size

Note: Recommended sizes reflect those with the best overall looking fit of pole and base combination.

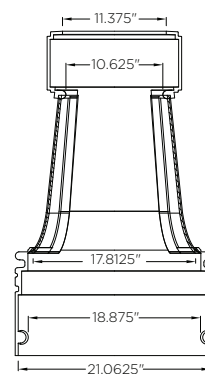
BASE DIMENSIONS



Split Base Detail



Split Base Detail with Shaft



Cross Section Detail