

# KSB70 // CANTERBURY SR.

## DECORATIVE SPLIT BASE



Modelled after our popular Canterbury spun concrete pole design, The Canterbury Sr. offers simple design with elegance. The cast aluminum clam shell base offers easy installation and is available with either a round or fluted designs.

## SPECIFICATIONS

**MATERIAL:**

Cast Aluminum

**WEIGHT:**

92 lbs

**BASE HEIGHT:**

54.625"

**BASE WIDTH:**

24.75"

**HANDHOLE HEIGHT:**

14" Minimum

**MAX. OPENING:**

8.875"

**MAX. BUTT SIZE:**

8" (Non-tapered)

8" (0.14"/ft Tapered)

**MAX. BASEPLATE:**

15.5" (1" Thick Square w/ 1.75" Corner Radius)

20.5" Ø (1" Thick Circle)

**MAX. ANCHOR BOLT PROJECTION:**

4.5"

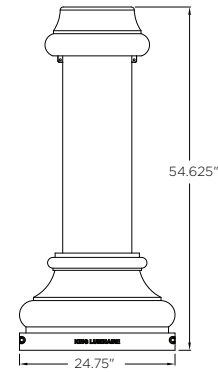
## COMPATIBLE POLES

Pole Style	Pole Butt Size
RE	6.63
RF	5.75
	6.5
	7*
	8*
FE	6.5
FF	5.75
	6.5
	7*
	8*

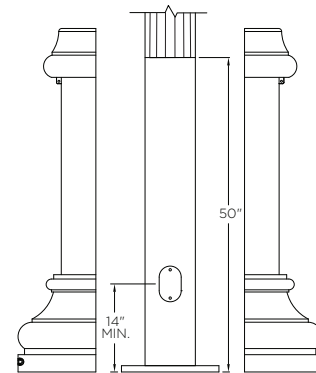
\* Recommended size

Note: Recommended sizes reflect those with the best overall looking fit of pole and base combination.

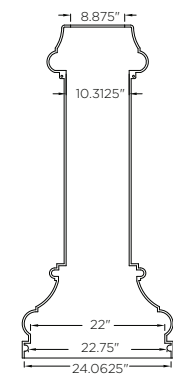
## BASE DIMENSIONS



Split Base Detail



Split Base Detail with Shaft



Cross Section Detail