



POLE SPECIFICATIONS

MATERIAL:
Round Non-Tapered Aluminum

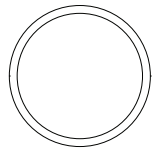
POLE HEIGHT:
10' - 16'

OPTIONAL:
GFI - Ground Fault Receptacle

ALLOY:
6061-T6

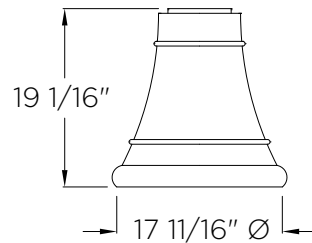
FINISH:
Available in textured or smooth.

CROSS SECTION:



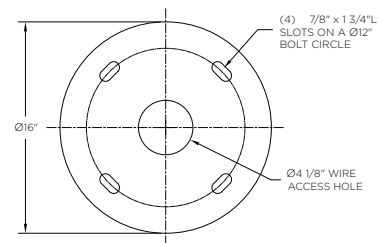
Round Non-Tapered (RE)

DECORATIVE BASE DETAILS


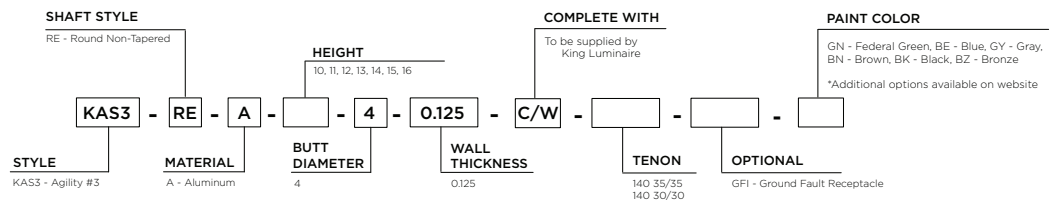


BASEPLATE DETAILS

Baseplate		Bolt Circle		Anchor Bolts	
Circle (in)	Thickness (in)	Dia (in)	+/- (in)	Dia x Length x Hook (in)	Projection (in)
16	0.5	12	0	0.75 x 27 x 3.75	3



HOW TO ORDER



POLE DETAILS

KAS3 AGILITY #3

RE ALUMINUM // Pole Details

Nominal Mounting Height (ft)	Catalog Code	Alloy	Butt (in)	Tip (in)	Wall Thickness (in)	Handhole	Wt. (lbs) *
10	KAS3-RE-A-10-4-0.125	6061-T6	4	4	0.125	2" x 4" (8-1/2" AG)	35.0
11	KAS3-RE-A-11-4-0.125	6061-T6	4	4	0.125	2" x 4" (8-1/2" AG)	37.0
12	KAS3-RE-A-12-4-0.125	6061-T6	4	4	0.125	2" x 4" (8-1/2" AG)	38.0
13	KAS3-RE-A-13-4-0.125	6061-T6	4	4	0.125	2" x 4" (8-1/2" AG)	40.0
14	KAS3-RE-A-14-4-0.125	6061-T6	4	4	0.125	2" x 4" (8-1/2" AG)	42.0
15	KAS3-RE-A-15-4-0.125	6061-T6	4	4	0.125	2" x 4" (8-1/2" AG)	44.0
16	KAS3-RE-A-16-4-0.125	6061-T6	4	4	0.125	2" x 4" (8-1/2" AG)	46.0

* Weight includes the pole shaft, baseplate, and decorative cover.

SHAFT LOADING

RE ALUMINUM // Loading

Nominal Mounting Height (ft)	Catalog Code	Design Information // AASHTO LTS-6, Latest Revision **									
		90 MPH		100 MPH		110 MPH		120 MPH		150 MPH	
		Max EPA (sq ft)	Max Load (lbs)	Max EPA (sq ft)	Max Load (lbs)	Max EPA (sq ft)	Max Load (lbs)	Max EPA (sq ft)	Max Load (lbs)	Max EPA (sq ft)	Max Load (lbs)
10	KAS3-RE-A-10-4-0.125	4.6	200	3.4	200	2.5	200	1.9	200	1.0	200
11	KAS3-RE-A-11-4-0.125	3.7	200	2.7	200	1.9	200	1.3	200	0.6	200
12	KAS3-RE-A-12-4-0.125	3.0	200	2.0	200	1.3	200	0.8	200	-	-
13	KAS3-RE-A-13-4-0.125	2.3	200	1.5	200	0.8	200	-	-	-	-
14	KAS3-RE-A-14-4-0.125	1.8	200	1.0	200	-	-	-	-	-	-
15	KAS3-RE-A-15-4-0.125	1.2	200	0.5	200	-	-	-	-	-	-
16	KAS3-RE-A-16-4-0.125	0.7	200	-	-	-	-	-	-	-	-

** EPA represents the Effective Projected Area of the attachments on the pole. Designs are limited to post top luminaires or attachments located at or below the mounting height. Consult factory for poles supporting attachments located above the mounting height.

07-10-2023