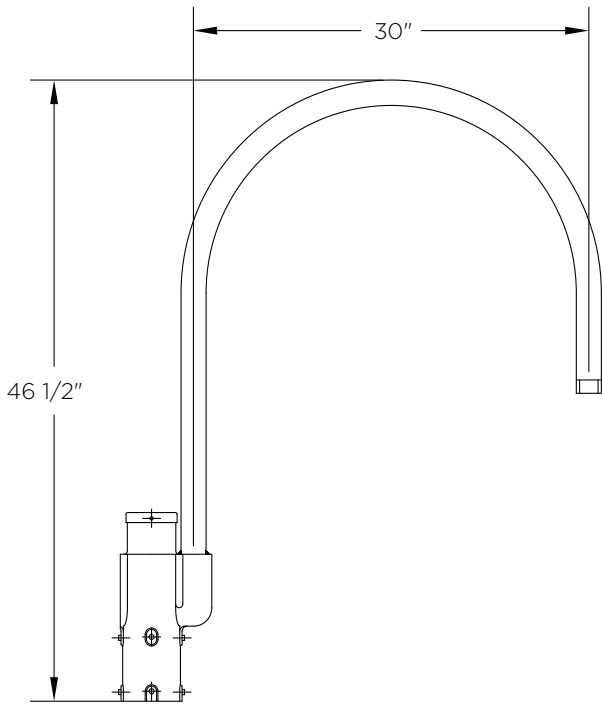


KA13 // THE WISCONSIN

DECORATIVE ARM



The King Luminaire KA13 Arm is unique design with minimal detail. This aluminum arm is available in single and double mounting arm configurations. The KA13 provides the ideal solution for any project.

ARM SPECIFICATIONS

MATERIAL:
Aluminum

MOUNTING TYPE:
Tenon

ARM QUANTITY:
Single
Double

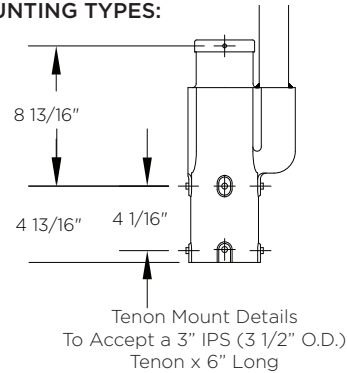
ARM LENGTH:
Fixed Length

FINISH:
Available in textured or smooth.

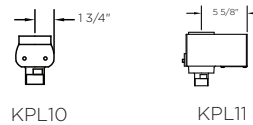
EPA
1.76 - 3.02 sq. ft.

WEIGHT
14.3 - 23.5 lbs

MOUNTING TYPES:

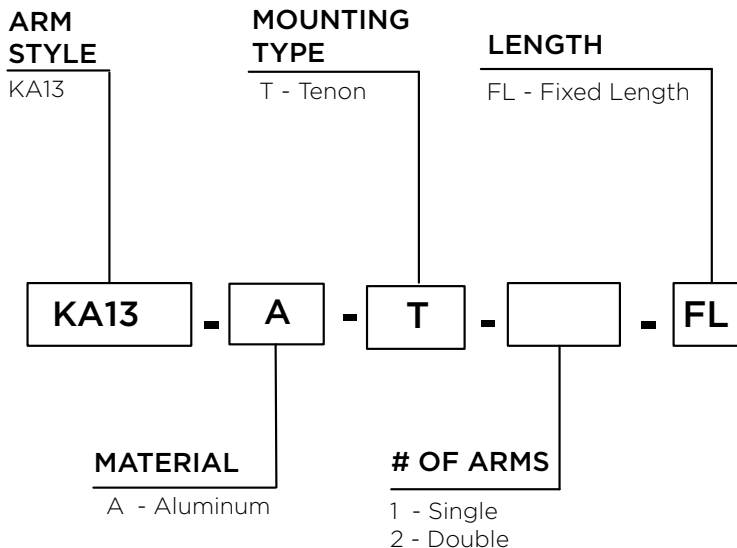


LEVELING DEVICES:



*See leveling device spec sheet for more options

HOW TO ORDER

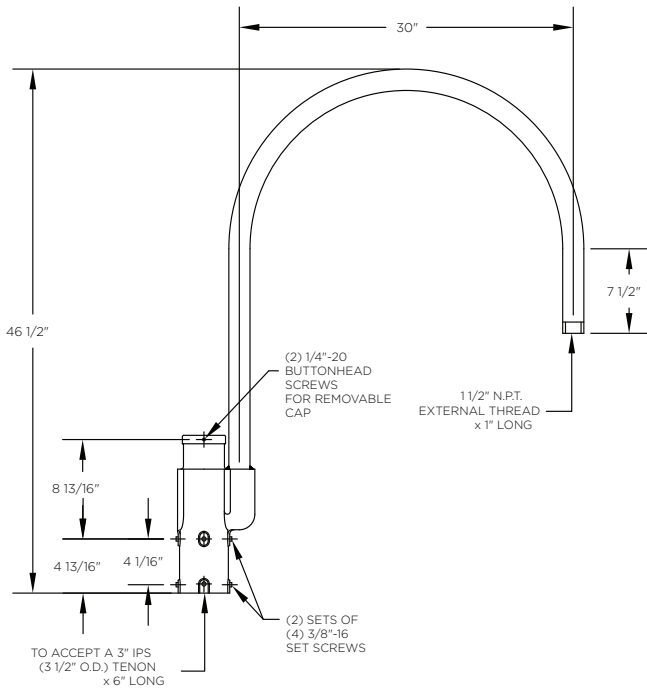


EPA & WEIGHT

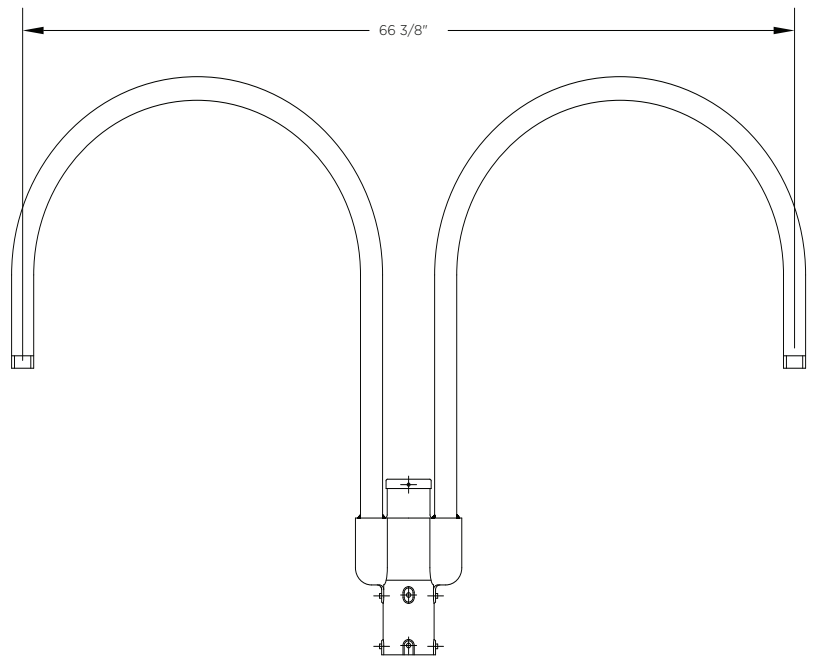
Catalog Number	Mount Type	# of Arms	L. (in)	EPA (sq ft)	Wt. (lbs)
KA13-A-T-1-FL	Tenon	1	30	1.76	14.3
KA13-A-T-2-FL	Tenon	2	30	3.02	23.5

CONFIGURATION OPTIONS

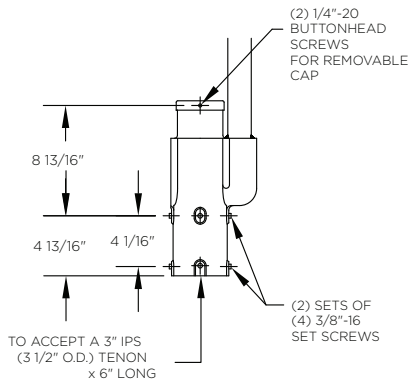
KA13 THE WISCONSIN



Tenon Mount Single Arm



Tenon Mount Double Arm



Tenon Mount Details