



K703 SOLITAIRE JR. - LED

A 3/4 scaled version of the K803, the K703 Solitaire Jr. provides a traditional pendant designed to be used on its own in a street or area lighting system, or in combination with its matching K800 luminaire. This allows both roadway and pedestrian concerns to be individually met without any compromise.



**King
Luminaire**

PRODUCT SPECIFICATIONS

LED ENGINE

Light engine shall include an array of solid state Cree X-Series high power LEDs (light emitting diodes). The emitters shall be mounted to a metal core circuit board using SMT technology. The LEDs and circuit boards shall then be mounted to a high performance heat sink which is vented to the outside ambient air to provide dynamic airflow for cooling the system.

OPTICS

External light control shall consist of high precision refractive lenses mounted above the LED emitter arrays in such a way to achieve optimum uplight control. The lenses shall also control horizontal light distribution so that Type II, III, IV, or V IESNA distribution patterns are achieved.

LENS

The K703 Solitaire Jr. pendant shall be available with or without a lens. Lens options shall include; sag glass lens; shallow glass lens; rippled acrylic shallow lens; or rippled acrylic deep dish lens. The glass lens shall be made of #9000 clear borosilicate glass (fully annealed). It shall maintain a minimum thickness of 0.16". The acrylic lens shall be moulded of rippled acrylic Acrylite Plus Acrylic Polymer, or equivalent, having a minimum thickness of 0.15". The lens shall be secured by means of a cast aluminum holding ring that shall be sealed to provide an IP66 Ingress rating. Additionally, a continuous circular gasket rated for 270°F shall hold the lens into place within the cast ring assembly and assist in sealing the fixture.

LUMINAIRE CONSTRUCTION

The luminaire shall consist of a heavy cast aluminum housing that acts as the enclosure for the engine and shall be of adequate thickness to give structural rigidity. The engine shall be affixed to the inside of the housing with stainless steel screws.

PLUMBIZER

The K703 Solitaire Jr. shall come with multiple mounting options including the KPL10, KPL11, KPL20, KPL21, KPL30, KPL31, and KPL40. Please contact King Luminaire for more details and specifications.

DRIVER

The LED universal dimmable driver shall be DALI-2 D4i and capable of 108 - 305V or 249 - 528V input voltage, greater than 0.9 power factor, and less than 20% total harmonic distortion. Each LED system shall come with built-in, high-capacity surge protection, in addition to a complementary SPD added by King Luminaire, designed to withstand up to 20kV/10kA of transient line surge as per IEEE C62.41.2 C High and ANSI C136.2 Extreme Level (20kV/10kA). An in-line ferrite choke shall be utilized to provide protection against EFT's. The driver assembly shall work with service feeds powered with one hot wire and a neutral or two hot wires. The case temperature of the driver shall range from -40°C up to 70°C. The driver assembly shall be mounted on a heavy duty fabricated aluminum mounting bracket.

PHOTOMETRICS

Fixtures shall be tested to IESNA LM79 specifications. These reports are to be available upon request.

CHROMATICITY

High output LEDs shall come standard at 2700K, 3000K, & 4000K (+/- 300K) with a minimum nominal 70 CRI. Additional CCT emitters are to be available upon request.

LUMEN MAINTENANCE

Reported (TM21) and Calculated (L70) reports are to be available upon request with a minimum calculated value of 100,000 hrs.

WIRING

All internal wiring and connections shall be completed so that it will be necessary only to attach the incoming supply connectors to Mate-N-Lok connectors or to a

terminal block. Mate-N-Lok shall be certified for 600V operation. Internal wire connectors shall be crimp connector only and rated at 1000V and 105°C. All wiring to be CSA certified and/or UL listed, type SFF-2, SEWF-2, or SEW-2 No. 14 gauge, 105°C, 600V.

THERMALS

Fixtures shall be tested to DOE sanctioned standards to determine the maximum in-situ solder-point or junction-point temperatures of the LED emitters. This report is to be available upon request.

FINISH

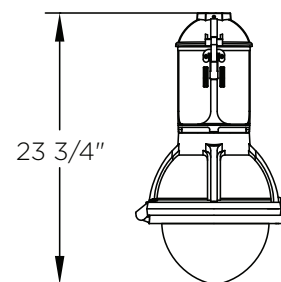
Housing shall be finished with a 13 step KingCoat™ SuperDurable polyester TGIC powder coat. Standard colors shall include strobe white, brown metal, marina blue, gate gray, Chicago bronze, standard gold, standard black, federal green, and rain forest. Please see our website for a complete list of colors. RAL and custom color matches are to be available.

MISCELLANEOUS

All exterior hardware and fasteners, wholly or partly exposed, shall be stainless steel alloy. All internal fasteners shall be stainless steel or zinc coated steel. All remaining internal hardware shall be stainless steel, aluminum alloy, or zinc coated steel.

WARRANTY

The K703 Solitaire Jr. LED luminaire shall come with a 7 year limited warranty.



CERTIFICATION:

CSA US Listed
Suitable for wet locations
ISO 9001
IP66
ARRA Compliant
LM79 / LM80 Compliant

DRIVER INFO:

>0.9 Power Factor
<20% Total Harmonic Distortion
120 - 277V & 347 - 480V
-40°C Min. Case Temperature
70°C Max. Case Temperature
Surge Protection: ANSI C136.2
extreme level 20kV/10kA
Dimming Capable

EPA:

Flat:	0.50 sq. ft.
Sag Lens:	0.54 sq. ft.
Shallow Lens:	0.63 sq. ft.
Deep Dish Lens:	0.74 sq. ft.

FIXTURE WEIGHT:

Flat:	22 lbs
Sag Lens:	25 lbs
Shallow Lens:	26 lbs
Deep Dish Lens:	26 lbs

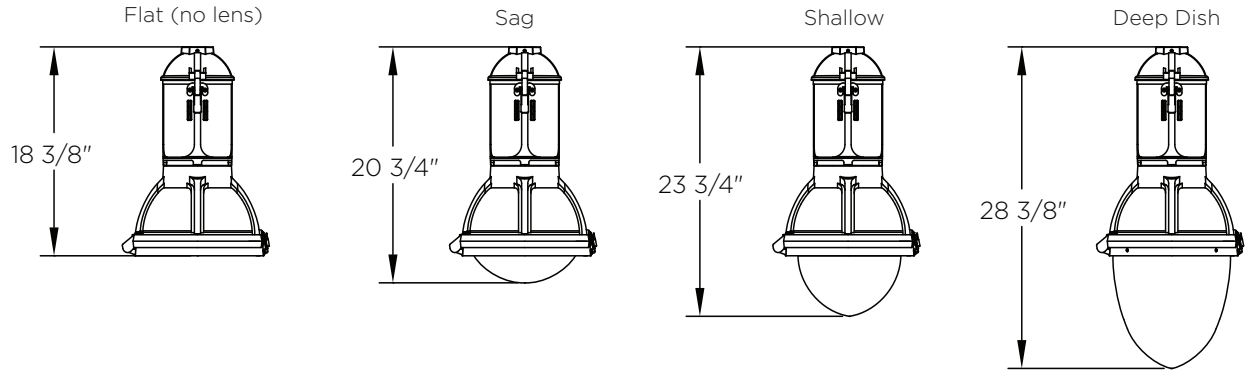


Not all product variations listed on this page are DLC qualified. Visit www.designlights.org/search to confirm qualification. *DarkSky Certification applicable for maximum 3000K CCT. Glass lenses do not apply. Contact King Luminaire for product specifications that are exempt from CSA Certification 07-03-2025

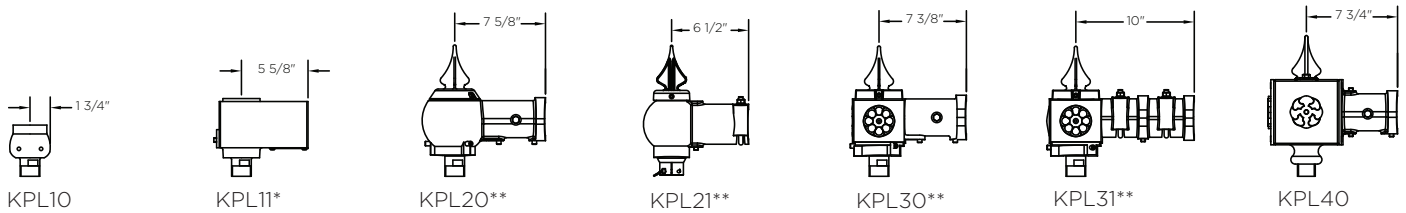
FIXTURE OPTIONS

K703 SOLITAIRE JR. - LED

Lens Options



Plumbizer/Mounting Options



*Available with PR7

**Available with PR7 or finial

HOW TO ORDER

