



K581 COBRA STRUT - LED

The smallest of the SKYLINE Series, the compact K581 Cobra Strut is sure to impress with its sleek convex design. Shown with the contour spinning option, it is a great choice for parking lots and pathways.



**King
Luminaire**

PRODUCT SPECIFICATIONS

LED ENGINE

Light engine shall include an array of Cree X-Series high power LEDs (light emitting diodes). The emitters shall be mounted to a metal core circuit board using SMT technology. The LEDs and circuit boards shall then be mounted to a high performance heat sink which is vented to the outside ambient air to provide dynamic airflow for cooling the system.

OPTICS

External light control shall consist of high precision refractive lenses mounted above the LED emitter arrays in such a way to achieve optimum uplight control. The lenses shall also control horizontal light distribution so that Type II, III, IV, or V IESNA distribution patterns are achieved.

LUMINAIRE CONSTRUCTION

All K581 Cobra Strut cast components shall consist of heavy cast aluminum. The main body, or capital, shall act as an enclosure for the driver assembly and shall be of adequate thickness to give sufficient structural rigidity. The capital shall have an opening at the base of the tenon body to allow the luminaire to be mounted to a tenon of 3-1/2" maximum diameter x 3-1/2" maximum length. The luminaire shall be locked in place by means of heavy duty, stainless steel set-screws.

There shall be 2, 3, or 4 cast aluminum decorative cobra struts that are mechanically attached by stainless steel screws to the capital (bottom) and a cast aluminum heat sink LED mounting plate (top). The outer body of the fixture shall be comprised of a one-piece decorative spinning that completes the overall architectural appearance of the luminaire.

DRIVER

The LED universal dimmable driver shall be DALI-2 D4i and capable of 108 - 305V or 249 - 528V input voltage, greater than 0.9 power factor, and less than 20% total harmonic

distortion. Each LED system shall come with built-in, high-capacity surge protection, in addition to a complementary SPD added by King Luminaire, designed to withstand up to 20kV/10kA of transient line surge as per IEEE C62.41.2 C High and ANSI C136.2 Extreme Level (20kV/10kA). An in-line ferrite choke shall be utilized to provide protection against EFT's. The driver assembly shall work with service feeds powered with one hot wire and a neutral or two hot wires. The case temperature of the driver shall range from -40°C up to 70°C. The driver assembly shall be mounted on a heavy duty fabricated aluminum mounting bracket.

PHOTOMETRICS

Fixtures shall be tested to IESNA LM79 specifications. These reports are to be available upon request.

CHROMATICITY

High output LEDs shall come standard at 2700K, 3000K, & 4000K (+/- 300K) with a minimum nominal 70 CRI. Additional CCT emitters are to be available upon request.

LUMEN MAINTENANCE

Reported (TM21) and Calculated (L70) reports are to be available upon request with a minimum calculated value of 100,000 hrs.

WIRING

All internal wiring and connections shall be completed so that it will be necessary only to attach the incoming supply connectors to Mate-N-Lok connectors. Mate-N-Lok shall be certified for 600V operation. Internal wire connectors shall be crimp connector only and rated at 1000V and 105°C. All wiring to be CSA certified and/or UL listed, type SFF-2, SEWF-2, or SEW-2 No. 14 gauge, 105°C, 600V.

THERMALS

Fixtures shall be tested to DOE sanctioned standards to determine the maximum in-situ solder-point or junction-point temperatures of the LED

emitters. This report is to be available upon request.

FINISH

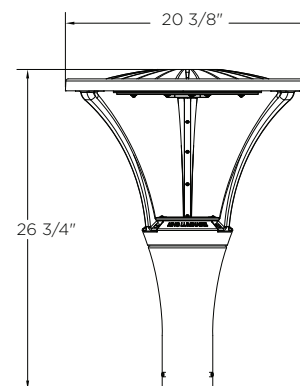
Housing shall be finished with a 13 step KingCoat™ SuperDurable polyester TGIC powder coat. Standard colors shall include strobe white, brown metal, marina blue, gate gray, Chicago bronze, standard gold, standard black, federal green, and rain forest. Please see our website for a complete list of colors. RAL and custom color matches are to be available.

MISCELLANEOUS

All exterior hardware and fasteners, wholly or partly exposed, shall be stainless steel alloy. All internal fasteners shall be stainless steel or zinc coated steel. All remaining internal hardware shall be stainless steel, aluminum alloy, or zinc coated steel.

WARRANTY

The K581 Cobra Strut LED luminaire shall come with a 7 year limited warranty.



CERTIFICATION:

CSA US Listed
Suitable for wet locations
ISO 9001
IP66
ARRA Compliant
LM79 / LM80 Compliant
DarkSky Certified*

DRIVER INFO:

>0.9 Power Factor
<20% Total Harmonic Distortion
120 - 277V & 347 - 480V
-40°C Min. Case Temperature
70°C Max. Case Temperature
Surge Protection: ANSI C136.2
extreme level 20kV/10kA
Dimming Capable

EPA:

0.48 sq. ft.

FIXTURE WEIGHT:

36 lbs

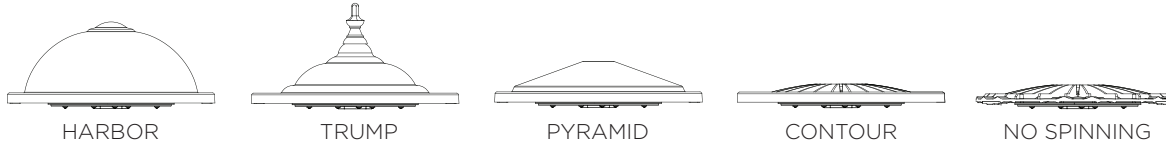


Not all product variations listed on this page are DLC qualified. Visit www.designlights.org/search to confirm qualification. *DarkSky Certification applicable for maximum 3000K CCT. Glass lenses do not apply. Contact King Luminaire for product specifications that are exempt from CSA Certification 06-09-2025

FIXTURE OPTIONS

K581 COBRA STRUT - LED

SPINNING OPTIONS



STRUT OPTIONS

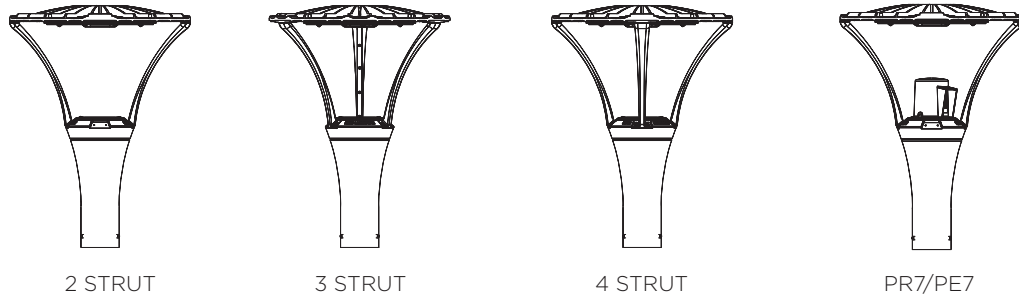



PHOTO CONTROLS

FINIAL OPTIONS



HOW TO ORDER

LUMINAIRE STYLE K581 - Cobra Strut		IES LIGHTING CLASSIFICATION II - Type 2 III - Type 3 IV - Type 4 V - Type 5		WATTAGE 25, 40, 60, 75, 100, 120, 150, 200 SOURCE SSL - Solid State		LINE VOLTAGE 120V-277V 347V-480V *Can accommodate a specific voltage within either of these ranges.		STRUT QUANTITY 2 - 2 Strut Style 3 - 3 Strut Style 4 - 4 Strut Style		CCT 27K - 2700K 30K - 3000K 40K - 4000K		WATTAGE SELECTOR WS - Wattage Selector * leave blank if not required. Reset to full output prior to utilizing smart Controls.		PAINT COLOR GN - Federal Green BE - Blue GY - Gray BN - Brown BK - Black BZ - Bronze *Additional options available on website. BK will be provided if blank.	
OPTICAL OPTIONS P4 - P4 Optic (Flat Array)		LENS OPTIONS FL - Flat (No Lens)		SPINNING STYLE CS - Contour Spinning PS - Pyramid Spinning HS - Harbor Spinning TS - Trump Spinning * leave blank if no spinning required.		PHOTO CONTROL OPTION PR7 - Photo Receptacle PE7 - Photo Receptacle and Photo Eye * leave blank if not required.		SLIP FITTER 3DT - 3" Ø Tenon * leave blank for 3 1/2" Ø standard tenon.		FINIAL OPTIONS NR - Finial not required #1, #2, #3 *Additional options available on website. If Contour Spinning selected, NR finial option must be specified.		LIGHT SHAPING LPS - Low Profile House Side Shield LGD - LED Glare Diffuser (Nimbus Optic) *leave blank if not required			